

# The Battle of Jericho



Free printable Bible lesson  
for under 5s

# Introduction

This week we will continue with the story of Joshua just after the children of Israel had crossed the river Jordan and are now in the promised land. Our lesson will focus on how God gave Joshua and the children of Israel victory over Jericho and why Rahab and her family escaped the destruction. Our Scripture text is found in Joshua 5:13- 6:1-27. Some of the takeaway points are:

- God can change people's lives.
- No matter what bad things we have done, God will forgive us when we repent.
- When we obey, God gives us the victory.
- We can become part of the family of God.

Video playlist



## Lesson guide

Remind the child that Joshua is now the leader of Israel, and the time has come to take the Promised Land. Ask the child if they recall how long the Israelites wandered in the desert.

Explain that long ago, cities were surrounded by high walls to protect them. If you live near a walled city, you can take a day trip to see walls. If you do not live near a walled city, show the child pictures online.

Talk about Rahab. Explain that she lived a life that did not honour God. Point out that she repented and trusted God. God not only forgave her sins, but he also made her part of Jesus' family tree. If you have a family tree, you can show the child. You can also create a simple family tree for the child to help them understand.

Ask the child if they remember what colour of thread Rahab hung in her window. Build a wall of blocks and hang various coloured strings or pieces of yarn. Ask the child which window belongs to Rahab. Think about how red is also the colour of Jesus' blood that saves us from our sins.

Ask the child if they have ever tried to do something impossible. Talk about impossible things. Some can be silly (cats can't speak English) while others can be serious (we can't save ourselves from our sins). Talk about how with God all things are possible. Show the child the picture of the big wall around a city (such as Jerusalem). Ask if it would be easy to bring down the wall. Suggest some things that might make a hole in it. Talk about how God didn't choose a tractor or a wrecking ball. Instead, He had the people march around the city.


March around the wall of blocks that you created for the coloured thread game above. Have the child count with you each time you make a circle. (If the wall is small, you can place it on the table and march around the table instead). On number seven, shout and make trumpet sounds. Knock over the wall.

Remind the child that when God says to do something, He will make a way. His ways always work, and He can give us the victory.

Celebrate that with God, all things are possible.

Pray and ask Jesus to help you trust in Him and know that He can do anything.






Joshua trusted God and knew it was time to enter the Promised Land.

Joshua sent spies to look at the land. He sent some spies to a city called Jericho.

Jericho was a city that had massive walls.



There was a woman in Jericho called Rahab.


She had done a lot of bad things but had heard about God and put her trust in Him.

When the king looked for the spies, Rahab hid them and helped them to escape.



God gave Joshua a plan. He told Him to march around the city for seven days with all the people.

On the seventh day, Joshua said, “We are going to march around the city seven times. We will shout and blow our horns, and God will make the wall of Jericho to fall down flat.”



No one talked as they marched around the city six times, but on the seventh time, they all shouted as loud as they could, and the walls of Jericho fell with a great crash.

The city was destroyed, but God saved Rahab and her family because she had faith in Him.



# Games and Activities

## ACT OUT THE STORY

Use building blocks to build a castle in the middle of the room or table. Act out the events of the six days. Go around the brick/large table once then go back and sit and call that the first day. Repeat the same for six times then do the seven rounds on the seventh time. You could also act it out with toy people.



## LOUD MUSIC

Kids love to make a noise, much more than your neighbours enjoy to hear it, so be sensible with this one. Find some music instruments or use some items from around your home. Pots, pans, buckets, kitchen roll tubes or the horn from this week's craft. On the count seven, have them make as much noise as possible.

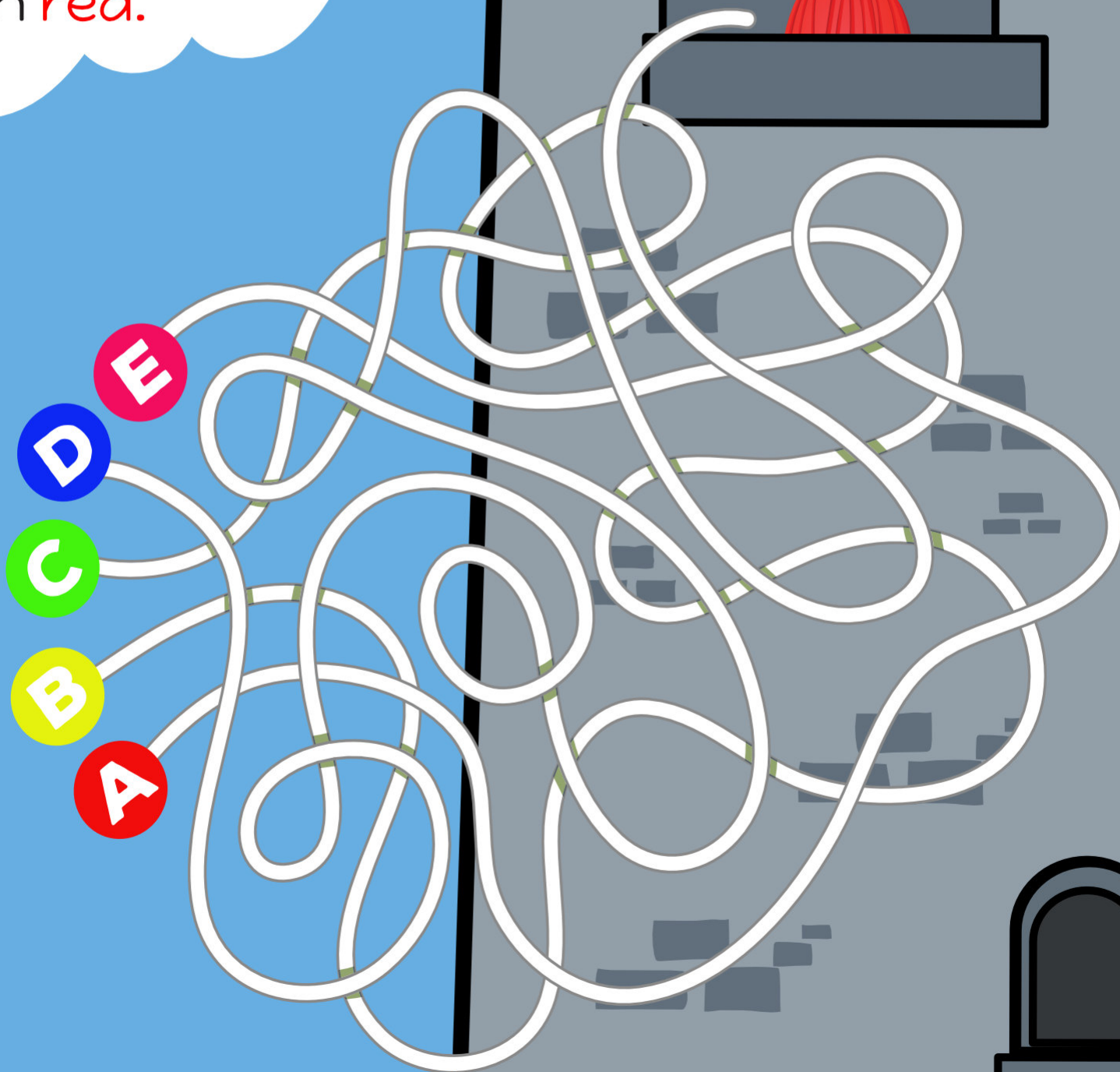
## HIDE THE SPY

Find a toy which will become one of the spies in Jericho. Take it in turns to hide the spy somewhere in the room or house.

To make it easier, you could play hot or cold as the child moves closer or further away.




Colour the rope to  
Rahab's window  
In red.



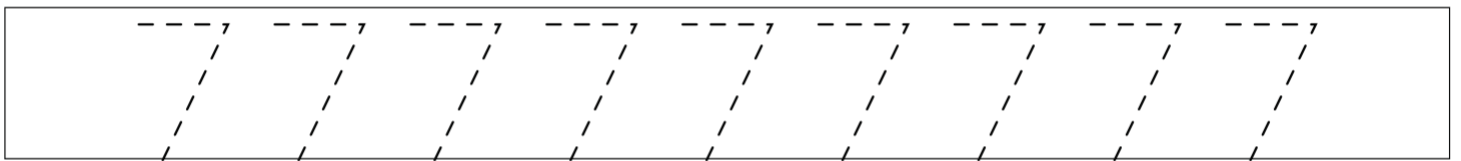

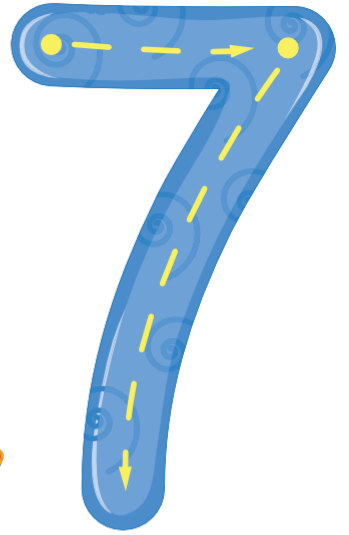
# March around Jericho 7 times

- 1
- 2
- 3
- 4
- 5
- 6
- 7

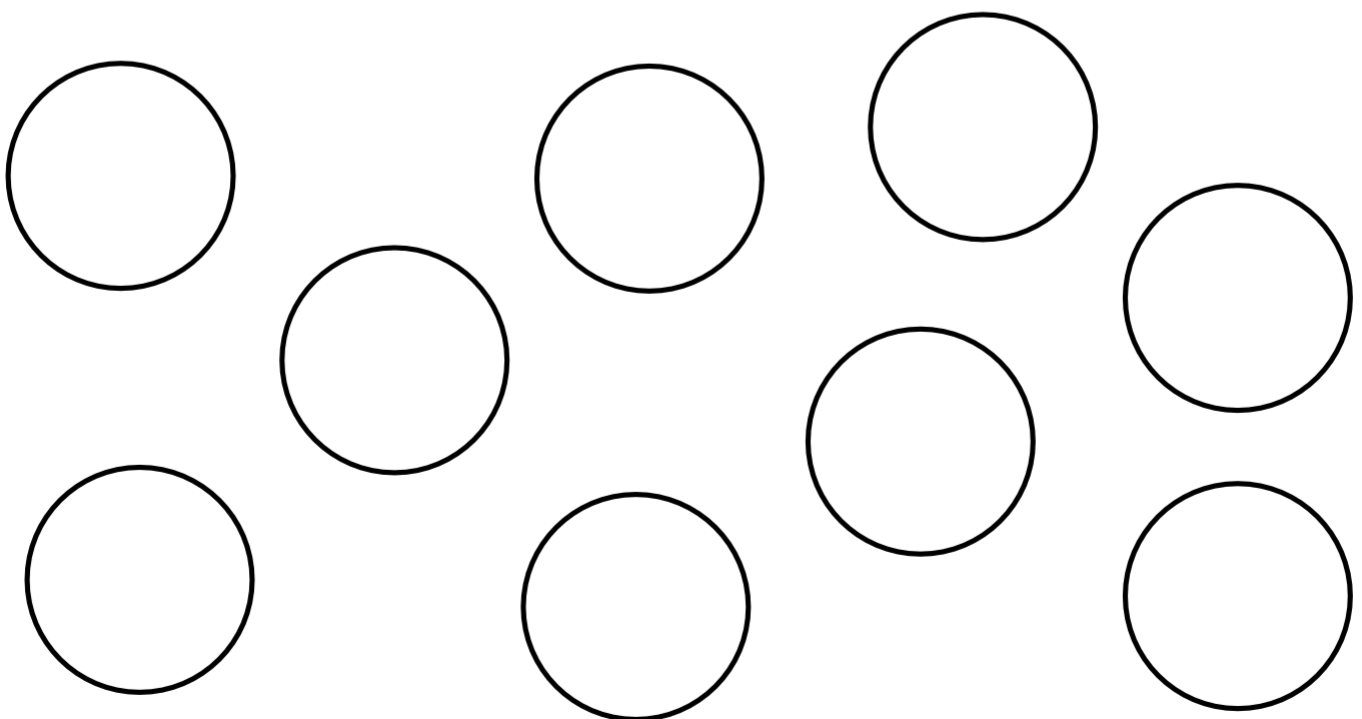




# Number 7 Worksheet



Colour 7 circles







# Horn Craft

## What you need


- Template
- White card
- Colouring pencils, crayons or paint.
- Sticky tape
- Glue



## What to do



Print out the template onto white card and collect supplies




Colour in the horn any design you like.



Cut out from card




Wrap sticky tape around the mouth section. This will protect it from getting wet while blowing

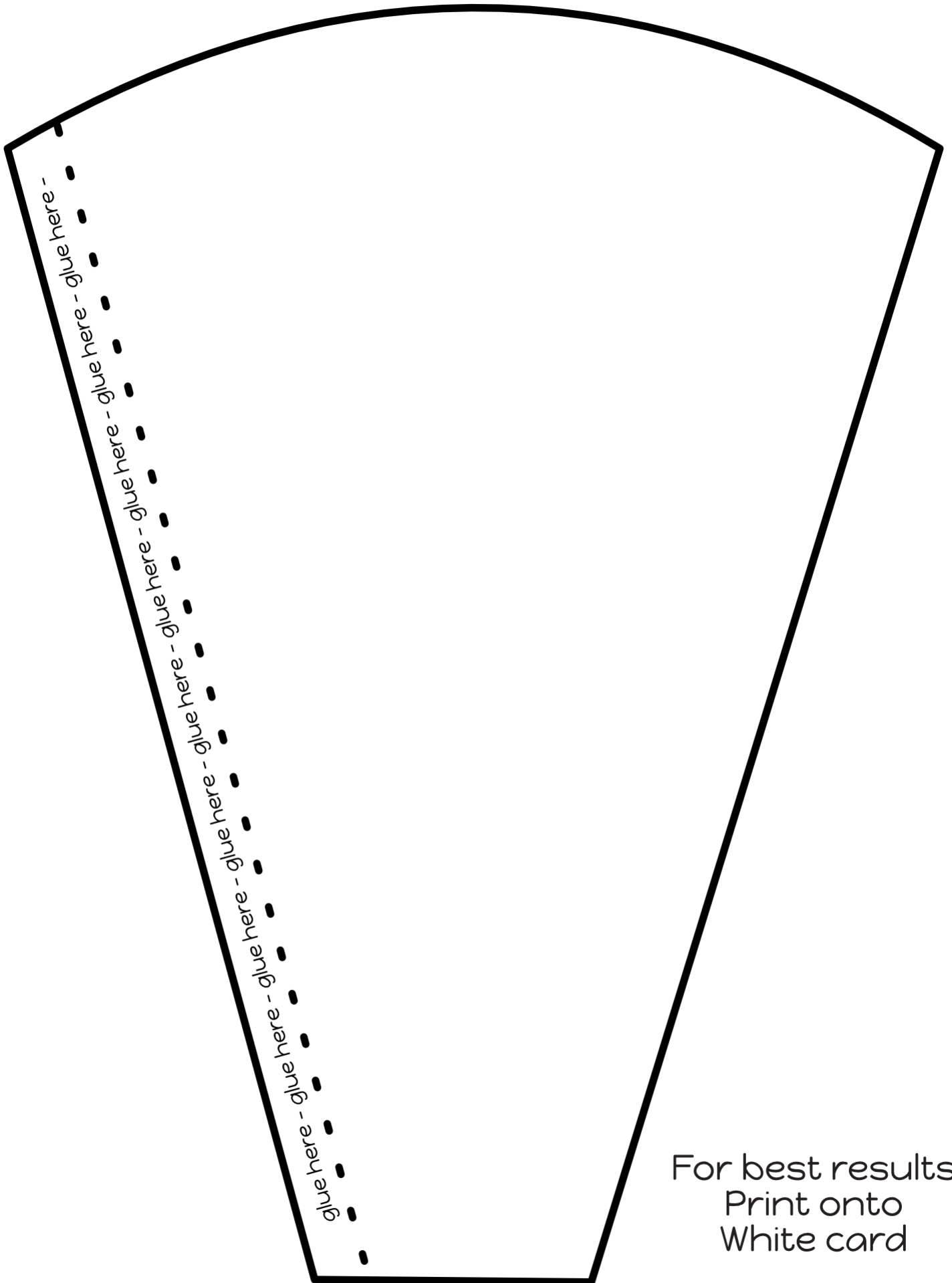


Carefully fold along dotted line and roll to glue. Allow to dry.


If in a rush, you could also use sticky tape here.




When dry place another layer of sticky tape around mouth section.

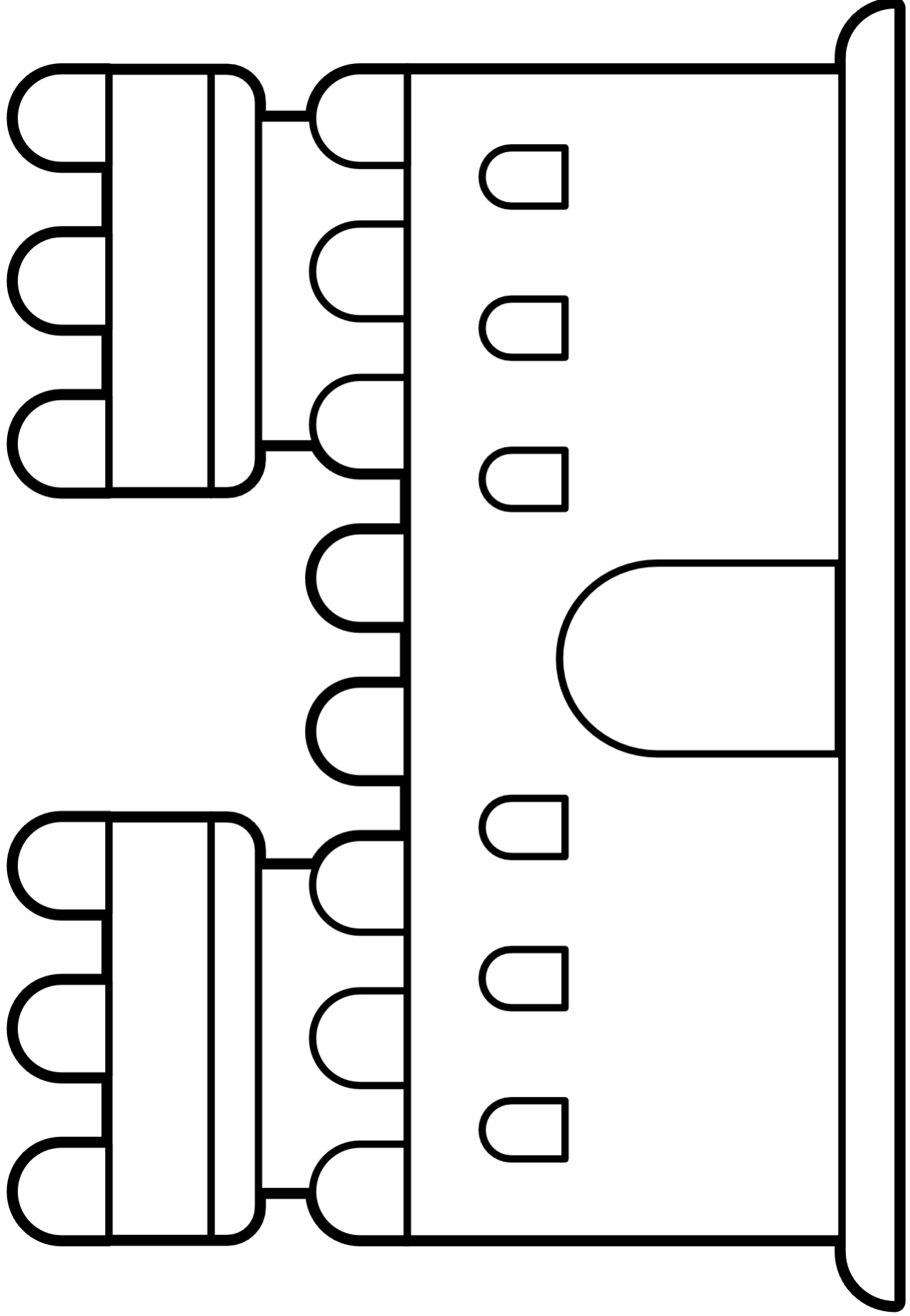


For best results  
Print onto  
White card









# Worship Time

Joshua fought the Battle of Jericho


<https://youtu.be/H3QUS4B0iaM>

Make a Joyful Noise

<https://youtu.be/ocdwaFSw9Pcl>

I'm In The Lord's Army

<https://youtu.be/nJoB5XCQ5gs>



## Prayer Time

Thank God that He forgives people.

Thank God that nothing is impossible for Him.

Ask Him to help you trust and obey.

## Next Week

Deborah

Uploaded 21<sup>st</sup> June 2019

If you haven't already done so, sign up to receive future lesson by email.

[truewaykids.com/subscribe/](http://truewaykids.com/subscribe/)

